

Problems with your Metamask account.

You cannot see your SPURT in your Metamask account anymore?

Don't panic! Your Antivirus or PC cleaner might have mixed up with the visible information on your account. Your name might have disappeared, but the SPURT is still there.

You can proof it to yourself by going to: <https://etherscan.io> add in the search your Account information.

Login to your Metamask account. In the three lines on the right-hand top you see that you can choose for the Beta version!

Click on the square with the arrow on the right-hand upper side. This will enlarge your screen and it does not disappear any time.

Look at the ACCOUNT address? Is it your address?

Is it NOT your address, click on the circle with the colors belonging to your account (right hand top). Click on Account 2 or if there is no account 2 click on Add account. Is this your account address?

If not, repeat this. Your account will show up.

BUT there is another way too. See later.

You do not remember your seed phrase, but you KNOW you saved it on your computer (and hopefully you PRINTED the information too!!

Look for the printed information. If you don't have that, make sure you add it as soon as you are in your account. See later.

Go to Windows explorer. Add the 0x your first few numbers, like 0x63 in the search bar. You have SAFED it with this info! Your computer might find the file easy.

PRINT it!! Write the words down in a notebook by hand too!

Now, to make sure it is not lost again, you login to your metamask account with your seed phrase. Add the words. When you are in, click on your account. You will see :



Now Click on EXPORT PRIVATE KEY! You should ALWAYS keep your private key in AND outside your computer!

THIS IS THE KEY TO YOUR ACCOUNT WHEN YOU DO NOT HAVE THE SEED PHRASE ANYMORE.

NEVER GIVE IT TO ANYONE ELSE!

As you have seen when you are not even logged into your account, you see that you can login with your password or with your seed phrase.

In case you don't have both, you can open a new account by using another password. You go to the colored round in the right-hand corner.

Click on Import account. There you can now enter your Private key.

So, you see that there are several ways to connect.

I am in my account, but I don't see my SPURT.

Login. In case you have chosen one time the Beta version, it will pop up always.

You click on the Square with the arrow to enlarge.

On the left hand you will see your account and on the right hand the transactions.

See below what you see. You might see only your Ether.

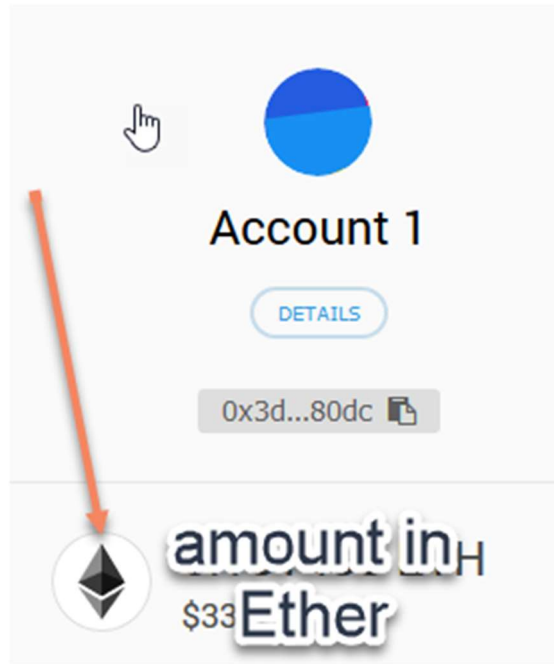
Click on the black arrow.

Below it you see also Add token. Click Custom Token

Token Address is what we showed above already

0x3d50E075AF09dAe2d62dAd9B26d6253B10F880dc

Token Symbol SPURT, Decimal is 12



I cannot see SPURT+ on Etherscan. Remember, the token ADDRESS is **0x1D48f0A2c5713BfEd0D506508d5d2c6F8530B28b** and the NAME of the token is SPURT

Address 0x2DF18... Here you see your address, after search

Sponsored: Ubex.com - Additional 17% of tokens are available for purchase! Trading on exchanges already started.

Overview Misc More Options

Balance: 0 Ether

Ether Value: \$0

Transactions: 0 txns

Address Watch: Add To Watch List

Token Balances: View (\$0.00)

Transactions Erc20 Token Txns Comments

TxHash	Block	Age	From	To	Value	[TxFee]
There are no matching entries						

Add To Watch List

View (\$0.00)

Search for TokenName

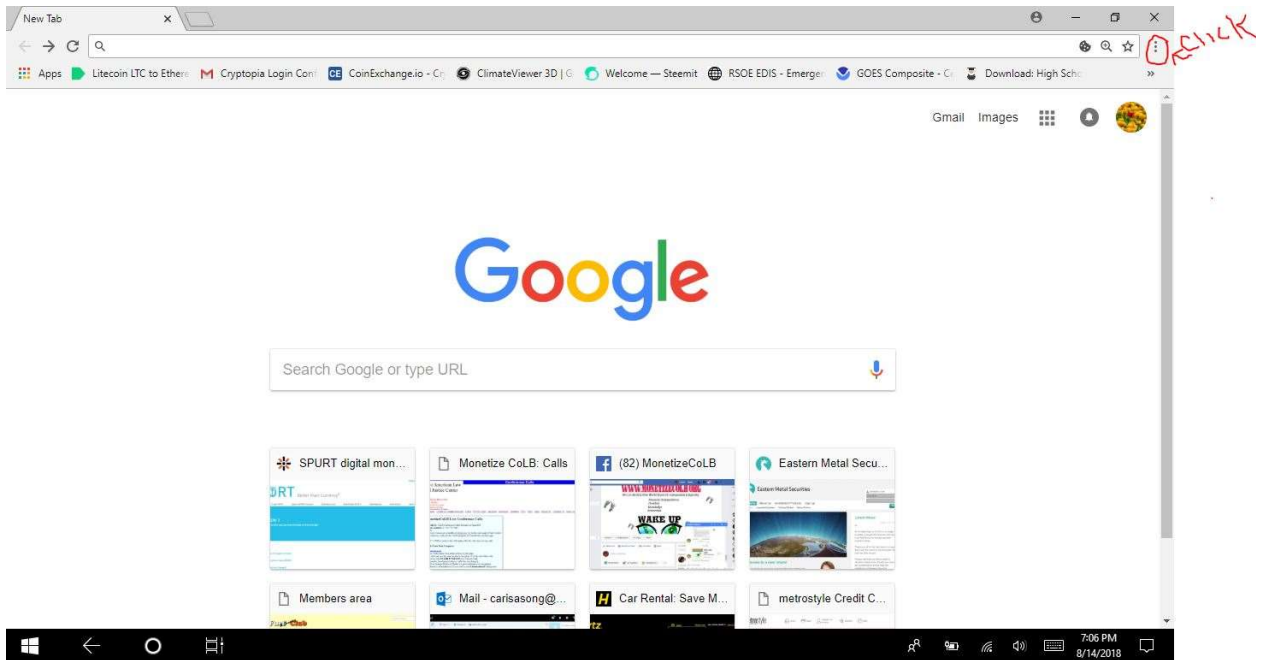
ERC20 Tokens: (1)

0xEf7bCE1BE2Ba032...
5,000 SPU+

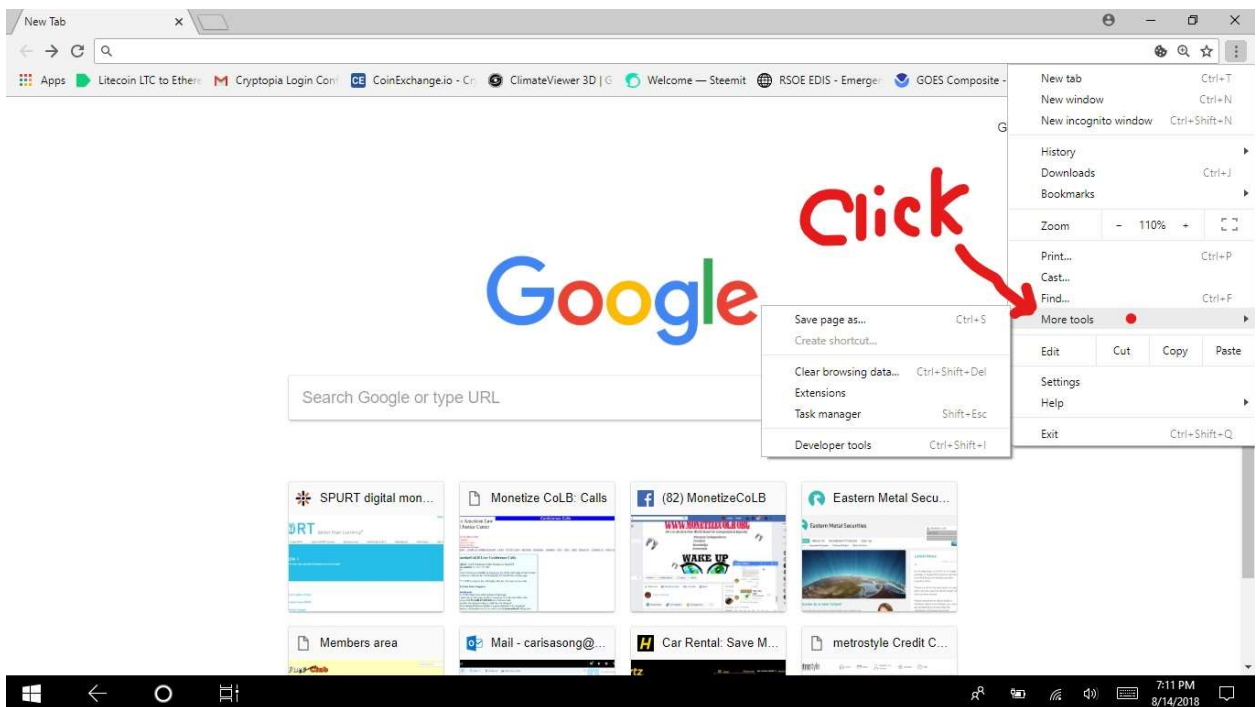
SubTotal: \$0.00

Instructions to bring your Metamask Extension Icon (FOX) back on your screen when it disappears in Google Chrome:

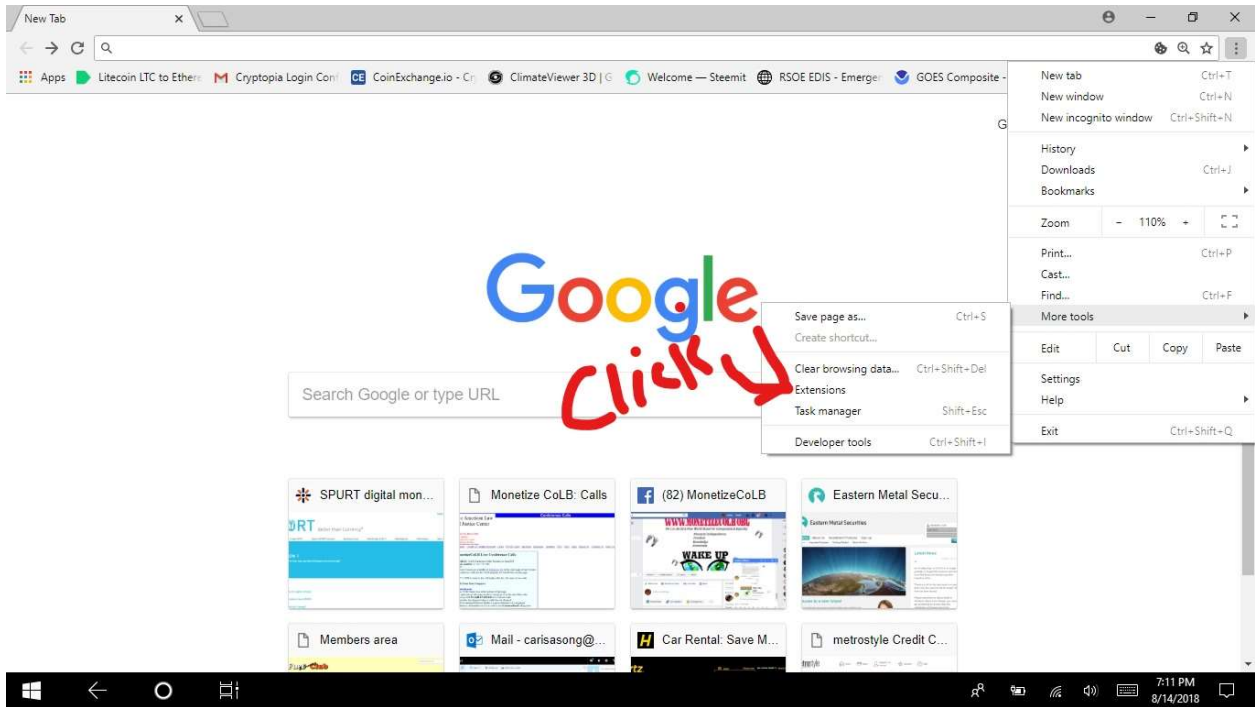
Click the three dots on the right-side top corner of your Chrome Browser.



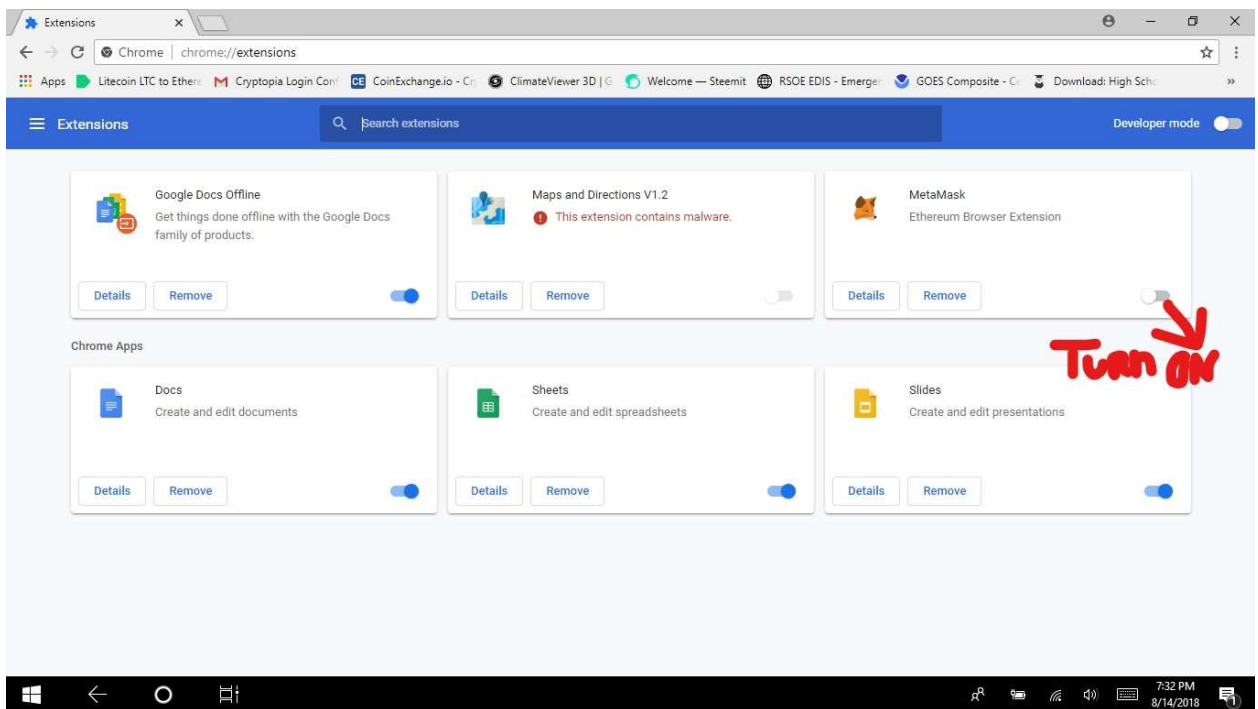
Click on More Tools



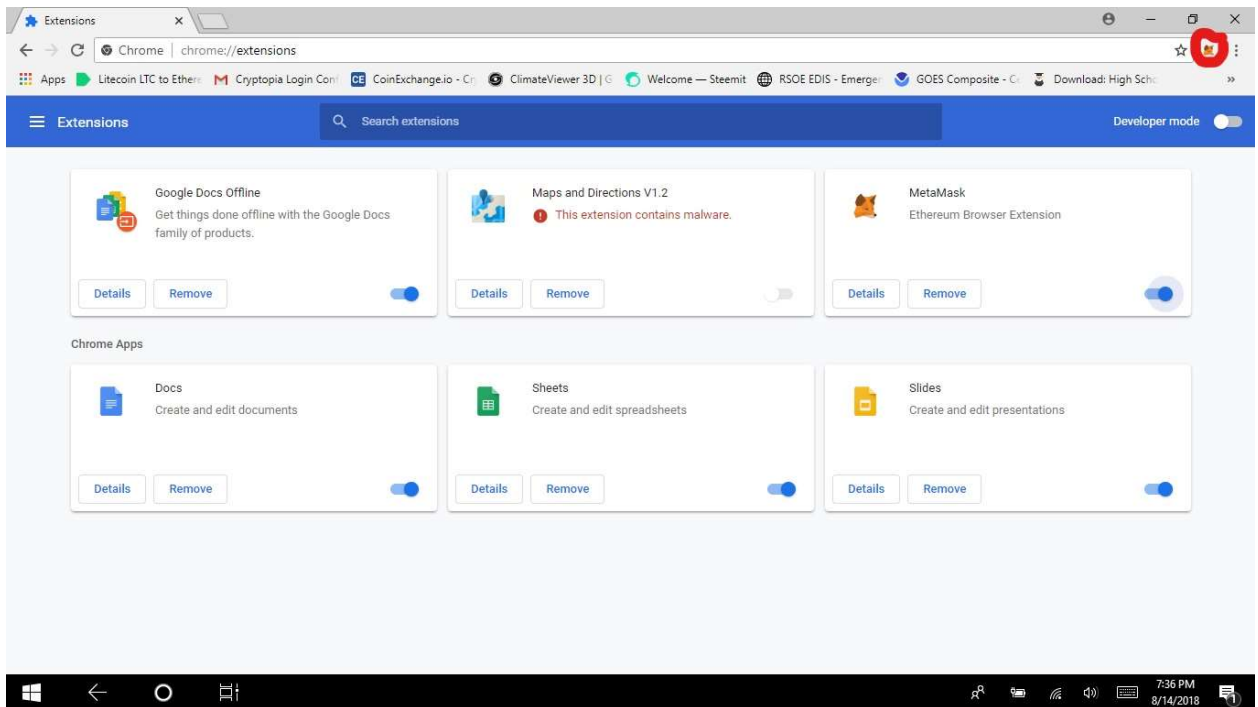
Click Extensions



Turn on the Metamask Extension Icon



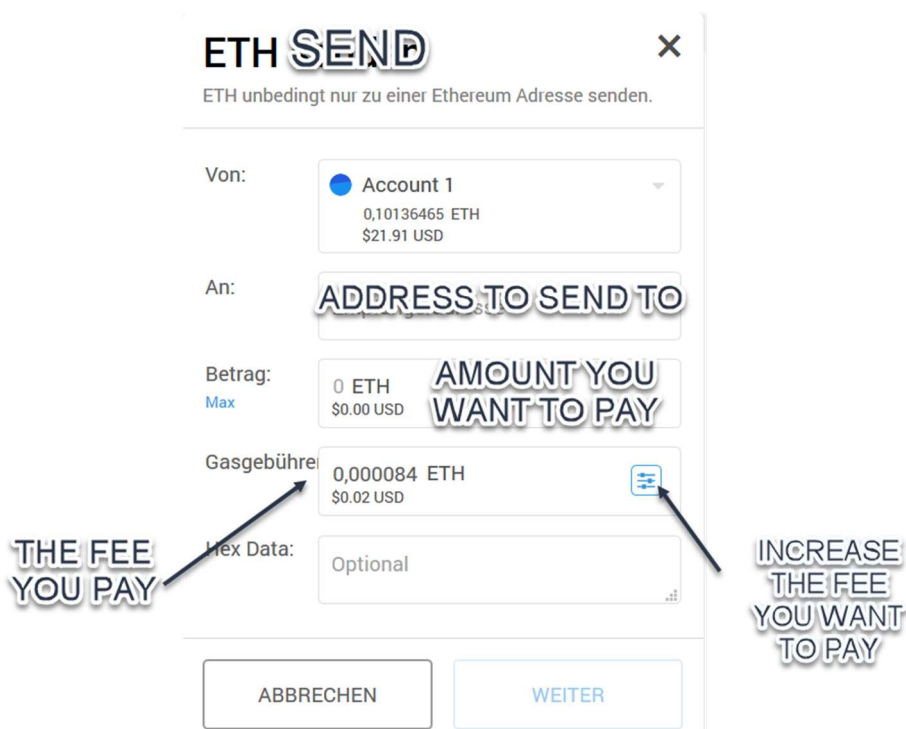
Now you should see your Fox in the right corner again and should be able to log in with your same password.



You want to do a payment with Crypto, but your payments are not accepted.

You might get the error that you don't have enough GAS.

Gas is another word for the money, in this case, Ether, that you need to make a transfer. It may be so that the automatic values are too low. There is now a new way to pas a bit more.



Gas anpassen



Gaspreis (GWEI)

We calculate the recommended Gasprice based on the success rate of the Network.

4



Gaslimit

Wir berechnen das empfohlene Gaslimit basierend auf der Erfolgsrate des Netzwerks.

21000



Rückgängig machen

MAKE 5

ABBRECHEN

SPEICHERN